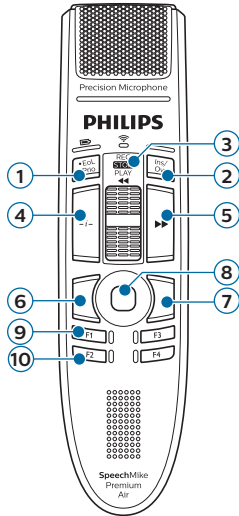


## Button assignment Dragon mode – SMP4010

- Tastenbelegung Dragon-Modus – SMP4010
- Affectation des boutons du mode Dragon – SMP4010



- Tab backward  
● Tabulator zurück  
● Tabulation arrière
- Tab forward  
● Tabulator vorwärts  
● Tabulation avant
- REC:  
SpeechMike microphone on  
**STOP:**  
SpeechMike microphone off  
● REC:  
SpeechMike-Mikrofon ein  
**STOP:**  
SpeechMike-Mikrofon aus  
● REC:  
Microphone SpeechMike activé  
**STOP:**  
Microphone SpeechMike désactivé
- Dragon microphone on/off  
● Dragon-Mikrofon ein/aus  
● Microphone Dragon activé / désactivé
- Next field  
● Nächstes Feld  
● Champ suivant
- Left mouse button  
● Linke Maustaste  
● Bouton gauche de la souris
- Right mouse button  
● Rechte Maustaste  
● Bouton droit de la souris
- Cursor control + left mouse button  
● Cursorsteuerung + linke Maustaste  
● Contrôle du curseur + bouton gauche de la souris
- Show dictation box  
● Diktierfenster anzeigen  
● Afficher la boîte de dictée
- Transfer text  
● Text übertragen  
● Transférer texte

© 2017 Speech Processing Solutions GmbH. All rights reserved.

Specifications are subject to change without notice. Philips and the Philips shield emblem are registered trademarks of Koninklijke Philips N.V. and are used by Speech Processing Solutions GmbH under license from Koninklijke Philips N.V. All trademarks are the property of their respective owners.

Document version 1.0, 2017/12/11, 7740-003-2020.1

# PHILIPS

## SpeechMike

### Premium Air

SMP4000/4010

**EN** Using the Dragon mode

**DE** Dragonmodus verwenden

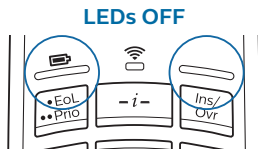
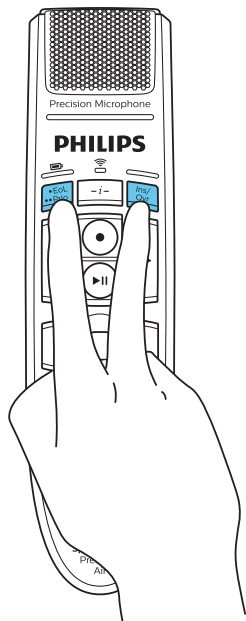
**FR** Utilisation du mode Dragon

For product information and support, visit  
[www.philips.com/dictation](http://www.philips.com/dictation)



## Switch between Standard mode and Dragon mode

- Zwischen Standardmodus und Dragonmodus wechseln
- Basculer entre le mode standard et le mode Dragon



### Standard mode

- Standardmodus
- Mode standard

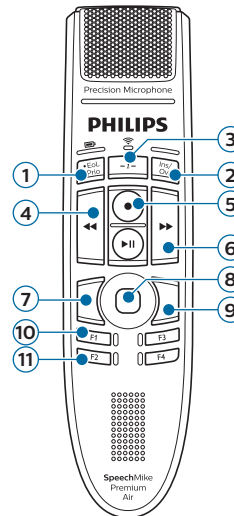


### Dragon mode

- Dragonmodus
- Mode Dragon

## Button assignment Dragon mode - SMP4000

- Tastenbelegung Dragonmodus - SMP4000
- Affectation des boutons du mode Dragon - SMP4000



- |   |   |
|---|---|
| <p>1 ● Tab backward<br/>● Tabulator zurück<br/>● Tabulation arrière</p> <p>2 ● Tab forward<br/>● Tabulator vorwärts<br/>● Tabulation avant</p> <p>3 ● Dragon microphone on/off<br/>● Dragon-Mikrofon ein/aus<br/>● Microphone Dragon activé / désactivé</p> <p>4 ● Mark backward<br/>● Voriges Wort markieren<br/>● Marquer le mot précédent</p> <p>5 ● SpeechMike microphone on/off<br/>● SpeechMike-Mikrofon ein/aus<br/>● Microphone SpeechMike activé / désactivé</p> <p>6 ● Next field<br/>● Nächstes Feld<br/>● Champ suivant</p> | <p>7 ● Left mouse button<br/>● Linke Maustaste<br/>● Bouton gauche de la souris</p> <p>8 ● Cursor control + left mouse button<br/>● Cursorsteuerung + linke Maustaste<br/>● Contrôle du curseur + bouton gauche de la souris</p> <p>9 ● Right mouse button<br/>● Rechte Maustaste<br/>● Bouton droit de la souris</p> <p>10 ● Show dictation box<br/>● Diktierfenster anzeigen<br/>● Afficher la boîte de dictée</p> <p>11 ● Transfer text<br/>● Text übertragen<br/>● Transférer texte</p> |
|---|---|